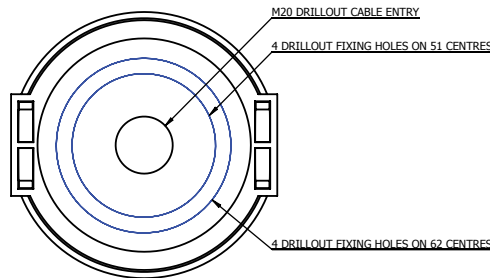
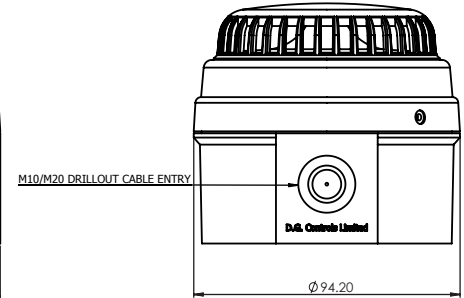
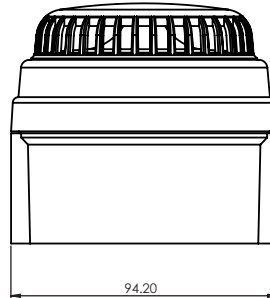


Sounders Series IAS-C



Series C sounder to complement our range of Series B and Series C beacons.

Extensively configurable, comprising a robust White (standard) or Red (option) ABS Base and cap. Multiple units can be joined together to provide an integrated signalling system.

Circuitry is fixed to the cap assembly, with convenient access to the terminal block for wiring, as well as tone selector switch and volume control, allowing easy fitting of bases and wiring during installation, and safe storage of the electronics for phase 2 fitting.

Cap is fitted to the base by bayonet fitting with an O-ring seal, secured by a single securing grub screw. There are no other external fixings, and all connections between enclosure parts are protected by O-rings.

- Dedicated Electronic Sounders for general-purpose audible alarm applications.
- 114dB (A) max. IP65 64-tone electronic sounder designed to complement, and linkable to, both the Series B and Series C warning beacons.
- Each of the 64 tone combinations are selected using an internal DIP-switch array.
- Simple 2-wire connection to energise sounder with second-stage tone available on a third wire.
- Maximum volume can be adjusted via an internal preset control.
- Full range of supply voltages accommodated - 10-30Vdc, 24Vac, 115-230Vuc and 45-65Vac/55-95Vdc units available. (uc = ac or dc)

Sounders Series IAS-C

Switch Setting	Tone No	Tone Description	2nd Tone No	dBA@12V	Is@12V (mA)	dBA@ 24V	Is@24V (mA)	dBA@ 230V	Wrms@ 230V
123456									
000000	1	420 INT @ 625mS/625mS (aus evac)	22	92	14	95	24	95	0.55
100000	2	554/440 ALT @ 0.1S/0.4S	14	92	20	96	35	96	0.75
010000	3	554/440 ALT @1Hz	3	98	21	102	37	102	0.80
110000	4	660	4	89	31	94	49	94	1.00
001000	5	660 INT 1S on/1S off	5	88	20	94	35	94	0.68
101000	6	660 INT @ 1.8S on/1.8S off	6	89	22	94	38	94	0.68
011000	7	660 INT @ 6.5S on/13S off	7	90	27	94	47	94	0.57
111000	8	800/970 ALT	14	100	31	104	53	104	1.10
000100	9	800/970 ALT @1Sec/1Sec	14	102	32	106	53	106	1.11
100100	10	800-970 SWEEP @1Hz	14	102	31	105	52	105	1.13
010100	11	800-970 SWEEP @7Hz	14	102	31	105	52	105	1.10
110100	12	800-970 SWEEP @50Hz	14	102	31	105	52	105	1.14
001100	13	800-970-800 SWEEP @1/1Hz	14	102	31	106	53	106	1.07
101100	14	970	14	102	34	106	56	106	1.21
011100	15	970 INT @1Hz	14	102	25	106	40	106	0.8
111100	16	660 INT @ 150mS/150mS	16	84	18	88	30	88	0.70
000010	17	970 INT 0.5s on / 0.5s off	17	97	22	100	36	100	0.72
100010	18	970 INT @0.25s ON/1S OFF	14	91	15	95	24	95	0.54
010010	19	1000 (toxic gas alarm)	21	99	35	102	58	102	1.24
110010	20	1000 INT @1s/1s (gen alarm)	21	98	25	102	42	102	0.81
001010	21	1200-500 SWEEP @1Hz (papa)	20	97	27	100	47	100	1.75
101010	22	2100-1000 SWEEP @ 500mS	23	90	55	95	88	95	1.77
011010	23	1600/2100 ALT @250mS/250mS	24	92	94	95	142	95	2.78
111010	24	1600-2100-1600 SWEEP @ 1s/1s	23	93	103	96	149	96	3.03
000110	25	2400/2850 ALT	29	109	112	112	163	112	3.29
100110	26	2400-2850 SWEEP @1Hz	29	111	108	113	161	113	3.14
010110	27	2400-2850 SWEEP @7Hz	29	111	107	113	161	113	3.10
110110	28	2400-2850 SWEEP @50Hz	29	111	106	113	160	113	3.03
001110	29	2850	14	112	77	114	117	114	3.62
101110	30	2850 INT @1Hz	29	111	78	113	116	113	2.01
011110	31	2850 INT 0.5s on / 0.5s off	31	106	70	109	104	109	2.01
111110	32	2850 INT 150ms on / 100mS off	14	107	75	110	111	110	2.38
000001	33	660 Hz INT @ 150mS/150mS	56	84	18	88	30	88	0.70
100001	34	660 Hz INT @ 150mS/150mS	56	84	18	88	30	88	0.70
010001	35	660 Hz INT @ 150mS/150mS	56	84	18	88	30	88	0.70
110001	36	660 Hz INT @ 150mS/150mS	57	84	18	88	30	88	0.70
001001	37	660 Hz INT @ 150mS/150mS	57	84	18	88	30	88	0.70
101001	38	660 Hz INT @ 150mS/150mS	57	84	18	88	30	88	0.70
011001	39	660 Hz INT @ 150mS/300mS	56	83	15	87	24	87	0.60
111001	40	660 Hz INT @ 150mS/300mS	56	83	15	87	24	87	0.60
000101	41	660 Hz INT @ 150mS/300mS	56	83	15	87	24	87	0.60
100101	42	660 Hz INT @ 150mS/300mS	57	83	15	87	24	87	0.60
010101	43	660 Hz INT @ 150mS/300mS	57	83	15	87	24	87	0.60
110101	44	660 Hz INT @ 150mS/300mS	57	83	15	87	24	87	0.60
001101	45	660 Hz INT @ 6.5S on/13S off	47	90	18	94	28	94	0.57
101101	46	300 Hz Continuous	8	94	20	98	31	98	0.62
011101	47	800 Hz INT @ 6.5S on/13S off	56	94	18	98	28	98	0.57
111101	48	300 Hz INT @ 6.5S on/13S off	51	94	14	97	22	97	0.46
000011	49	340 Hz Continuous	8	90	21	93	33	93	0.66
100011	50	440 Hz Continuous	8	90	24	93	37	93	0.73
010011	51	554 Hz Continuous	22	98	29	101	46	101	0.90
110011	52	800 Hz Continuous	8	95	32	98	49	98	0.96
001011	53	1200 Hz Continuous	8	87	45	92	70	92	1.35
101011	54	2000 Hz Continuous	23	94	116	98	173	98	3.18
011011	55	2400 Hz Continuous	13	107	94	110	150	110	2.69
111011	56	800 Hz INT @ 0.8S on/0.8S off	11	93	21	97	34	97	0.69
000111	57	660 Hz INT @ 0.8S on/0.8S off	56	87	22	92	34	92	0.69
100111	58	1000 Hz INT @ 1s/1s (gen alarm)	54	98	25	102	42	102	0.81
010111	59	800-970 Hz SWEEP @ 1Hz	22	102	31	105	52	105	1.13
110111	60	800 Hz Continuous	20	95	32	98	49	98	0.96
001111	61	800-970-800 Hz SWEEP @ 1/1Hz	19	102	31	106	53	106	1.07
101111	62	1000 Hz (toxic gas alarm)	54	99	35	102	58	102	1.24
011111	63	2400 Hz Continuous	25	107	94	110	150	110	2.69
111111	64	1600/2100 Hz ALT @ 250mS/250mS	21	92	94	95	142	95	2.78